



WARNER BROS.
STUDIO TOUR
TOKYO

THE
MAKING OF
Harry Potter

How to register your QR code Page **1**

How to download your video Page **4**



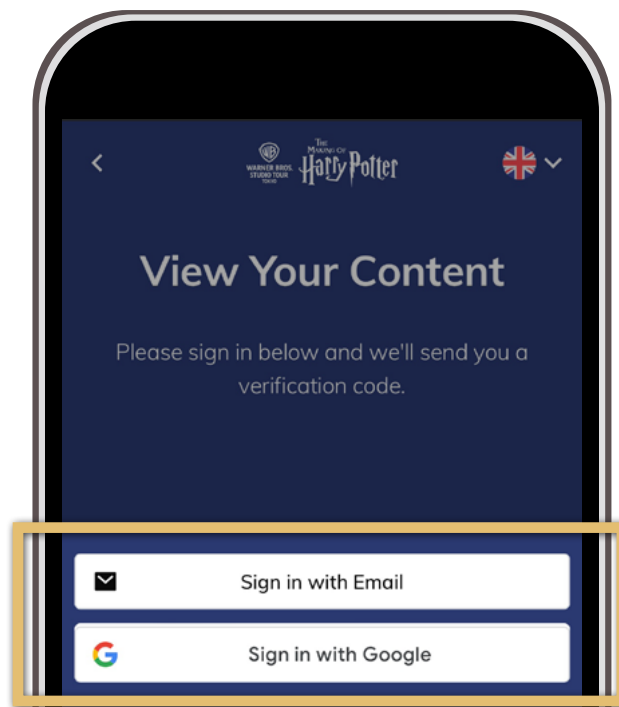
How to register your QR code

To keep a magical experience on video,
please scan and register before beginning your tour.

* The QR code only works on one device per group.




Scan this QR code

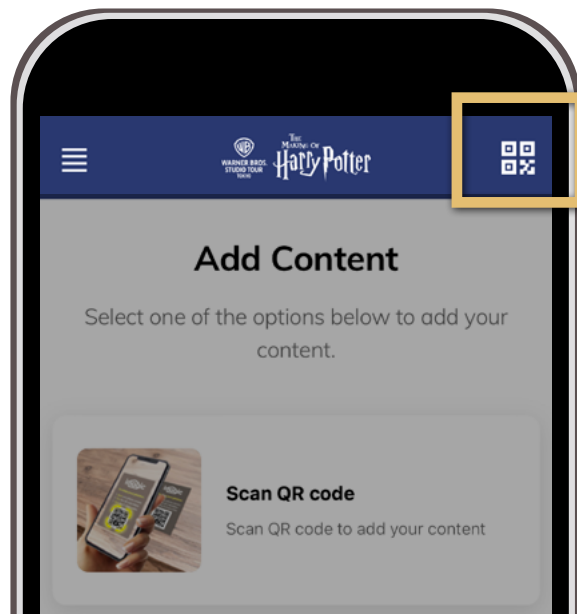


Register with your e-mail address or Google Account



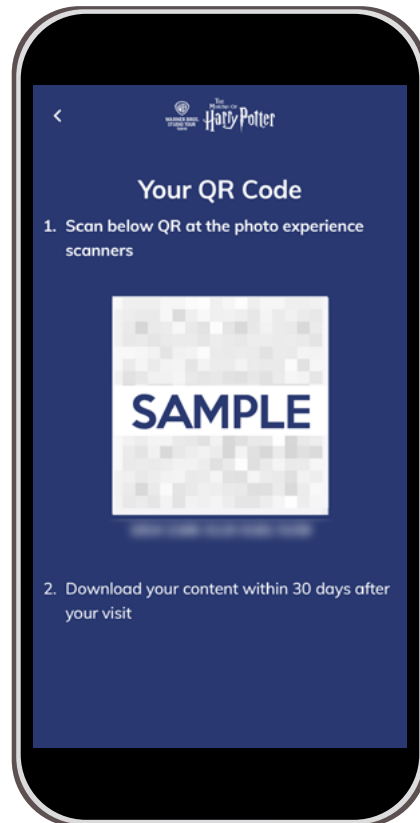


Enter the 4-digit confirmation code sent to the email address entered.



Click the button at the top right of the page to display your QR code





Present your QR code before each experience

*After you have registered, you can still present it via
My Page in the same way as above steps

*You can download the content for up to 30 days after the experience

How to download your video

You can download the video on My Page after registering QR code at the beginning of the video for up to 30 days after it was taken.

*You must use the same device as when you registered QR code.

*To re-open My Page, scan the QR code at **the beginning of the page.**

